



SLC DL04 SURFACE X1 Ø83 WH 655TED 2700K CRI90 IP21 36°

03/06/2024

SLC1220



Product description

The SLC DL04 Surface X1 is a square, tiltable and rotatable surface-mounted luminaire with a modern design. Bring a stylish yet timeless look to rooms where recessing into the ceiling is impossible. The excellent glare control (UGR<22) ensures a pleasant lighting experience.

The SLC DL04 Surface X1 is a square, tiltable and rotatable surface-mounted luminaire with a modern design. Bring a stylish yet timeless look to rooms where recessing into the ceiling is impossible. The excellent glare control (UGR<22) ensures a pleasant lighting experience.

- Tiltable (25°)
- CRI Ra>90
- UGR<22
- Dimmable (TED) driver included
- Recommended dimmer: SLC SmartOne (S24019)
- Easy mounting with Slidelock - no visible screws
- Quick connection box with Loop-in / Loop-Out



Technical data

Suitable for surface mounting	Yes
Adjustability	Rotating and swivelling
With light source	Yes
Housing colour	White
Voltage type	AC
Nominal current	200 - 200 Milliampere
Dimming phase cut-off	Yes
Light distributor	Reflector
Reflector colour	Silver

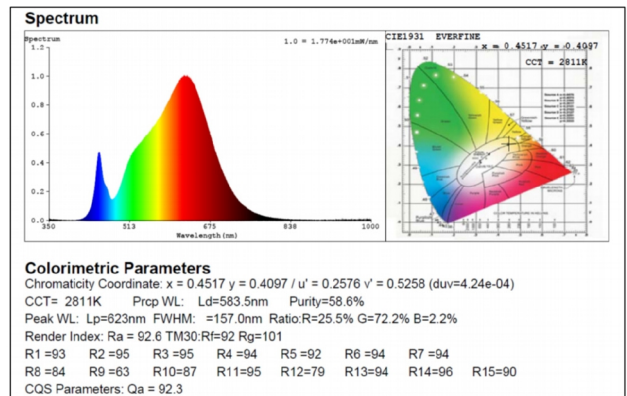
Suitable for ceiling mounting	Yes
Lamp type	LED not exchangeable
Housing material	Aluminium
Material cover	Plastic, transparent
Nominal voltage	220 - 240 Volt
With control gear	Yes
Reflector	High-gloss
Light sharing	Symmetric
Beam angle	Medium beam 21-40°

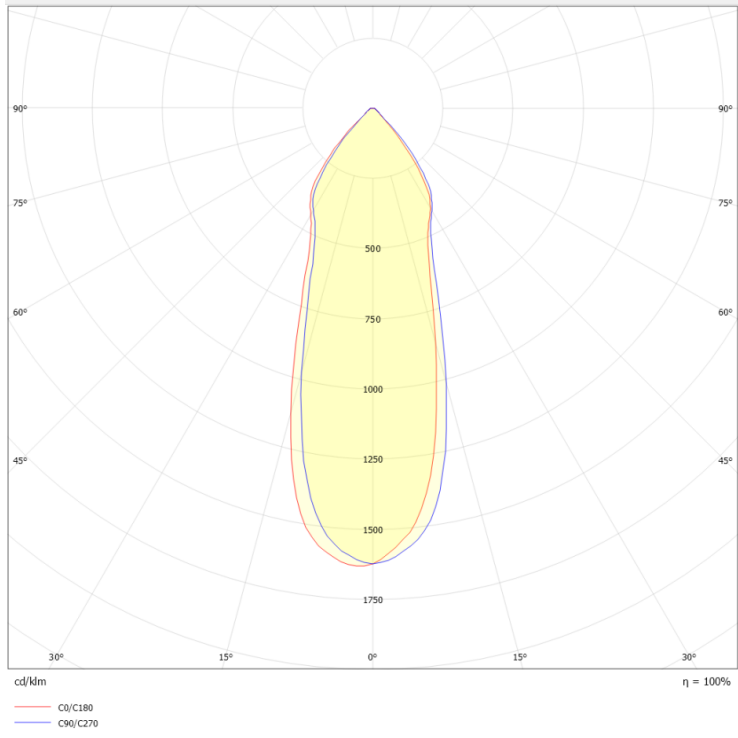




Light outlet	Direct
Degree of protection (IP)	IP21
Rated ambient temperature according to IEC	-20 - 45 Degrees celsius
Colour of light	White
Colour rendering index CRI	90-100
Colour of light adjustable	No
Beam angle adjustable	No
Height/depth	60 Millimetre
Built-in diameter	83 - 83 Millimetre
Number of poles	2
Connectable conductor cross section	1,5 - 2,5 Square millimetre
Luminaire efficacy	92,26 Lumen/Watt
Beam angle fixed	36
Operating temperature (Ta)	-20°C ~ +45°C
Brand	SLC
Produced by	The Light Group

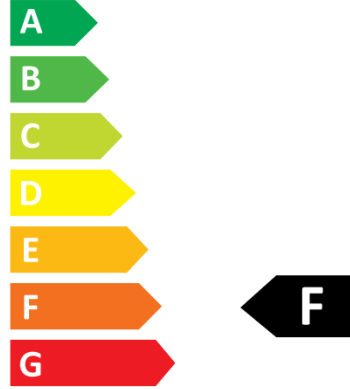
Energy efficiency class of the light source a	F
Protection class	I
Max. system power	8 Watt
Colour temperature	2700 - 2700 Kelvin
Rated luminous flux according to IEC 62722-	655 Lumen
Luminous flux adjustable	Continuously variable
Width	135 Millimetre
Length	135 Millimetre
Type of wiring	Suitable for through wiring
Conductor cross section	0,35 Square millimetre
Connection type	Push-in clamp
Colour consistency (McAdam ellipse)	SDCM3
Glare (UGR)	UGR<22
Control type	Trailing edge
GTIN	7070938065382





Scandinavian Lighting Concept

SLC1220



7 kWh/1000h



2019/2015

