



SLC GREEN ONE360 R68-83 516LM 3000K CRI97 IP44 36°

14/03/2023

SLC1156



Product description

With the SLC One360° SunLike recessed luminaires, we bring natural, sun-like light into interiors - less blue spectrum for healthier light and more well-being. The successful One360° has been expanded with our new One360° SunLike product. Equipped with SunLike chip technology. Supplied completely ready for connection with driver in environmentally friendly packaging.

SunLike Chip
Reduced blue spectrum for healthier light and well-being. Proven to improve visual comfort and mood throughout the day. With CRI/Ra 98, SunLike also reveals the true depth of colours and textures found in nature.

Quick and easy installation
One 360° and OneSoft come with a quick connector between the recessed luminaire and the control gear, so you can easily disconnect the recessed luminaire from the control gear. We also use quick-connect boxes with strain relief and connection for hoses.

A recessed luminaire for indoors and outdoors
We have created a recessed luminaire that is suitable for both outdoor and indoor use. The recessed luminaire is not 100% waterproof, but it is resistant enough to be used outdoors (IP44).

Perfect for renovation projects
We have created a recessed luminaire for all existing ceiling cut-outs of 68-83 mm. Combined with a low installation height of only 46 mm, this recessed luminaire is ideal for replacing old halogen recessed luminaires. You can also install this recessed luminaire directly into the insulation.

- for new and renovation projects
- can be installed in the insulation up to the moisture barrier
- no recessed box required
- tilts 30° in all directions (360°)
- suitable for outdoor use
- quick connector
- Cable / hose



Technical data

Suitable for built-in mounting	Yes
Adjustability	Rotating and swivelling

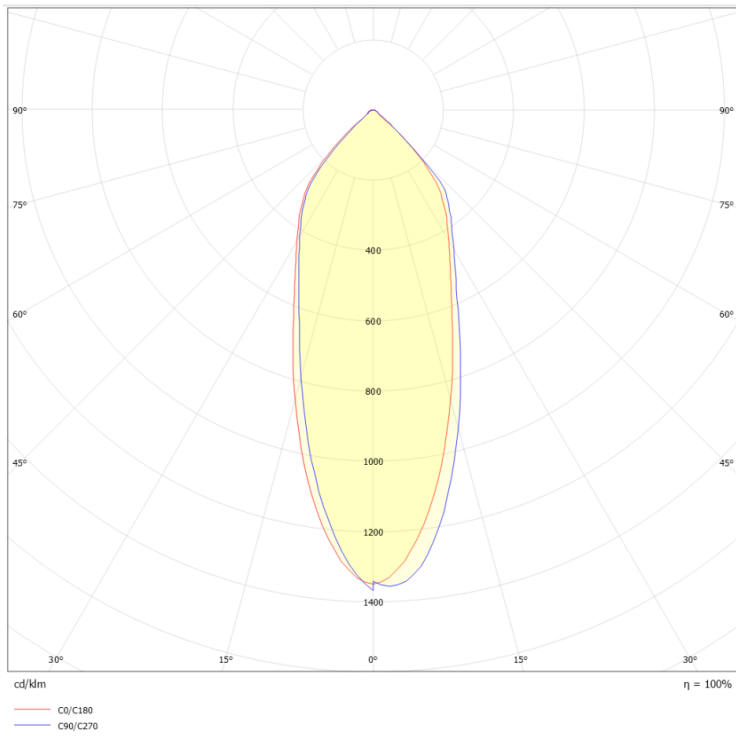
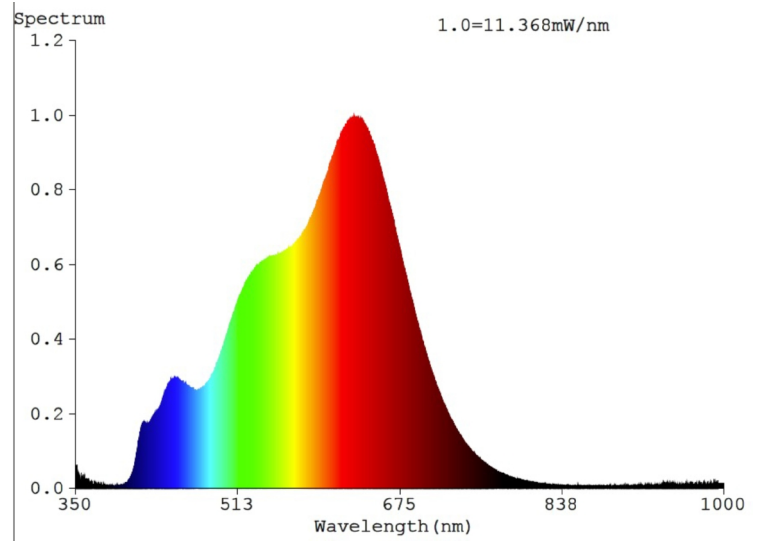
Suitable for ceiling mounting	Yes
Lamp type	LED not exchangeable




With light source	Yes
Surface protection	Powder coating
Material cover	Plastic, transparent
Nominal voltage	220 - 240 Volt
Type of control gear	LED operating device current-controlled
Dimming phase cut-off	Yes
Light distributor	Reflector
Reflector colour	Silver
Light outlet	Direct
Degree of protection (IP)	IP44
Rated ambient temperature according to IEC	-10 - 45 Degrees celsius
Colour of light	White
Colour rendering index CRI	90-100
Rated luminous flux according to IEC 62722-	516 Lumen
Colour of light adjustable	No
Beam angle adjustable	No
Built-in width	67 Millimetre
Built-in diameter	68 - 83 Millimetre
Number of poles	3
Connectable conductor cross section	0,75 - 2,5 Square millimetre
Luminaire efficacy	75 Lumen/Watt
Colour rendering index (CRI/Ra)	97
Tilt-able (°)	360
Operating temperature	-10°C ~ +45°C
Cut-out hole (Ø: mm)	68-83
Dimmable	Yes
Dimming range	0-100%
GTIN	7070938063487
HS Code	94051040

Housing material	Aluminium
Housing colour	Green
Voltage type	AC/DC
Nominal current	180 - 180 Milliampere
With control gear	Yes
Reflector	High-gloss
Light sharing	Symmetric
Beam angle	Medium beam 21-40°
Energy efficiency class of the light source a	F
Protection class	II
Max. system power	8 Watt
Colour temperature	3000 - 3000 Kelvin
Luminous flux	516 - 516 Lumen
Power factor	0,9
Luminous flux adjustable	Continuously variable
Outer diameter	90 Millimetre
Built-in height/depth	46 Millimetre
Type of wiring	Suitable for through wiring
Conductor cross section	0,35 Square millimetre
Connection type	Push-in clamp
Colour consistency (McAdam ellipse)	SDCM3
Beam angle (°)	36
Rotate (°)	30
Can be installed directly into the insulation	Yes
Dimming method	Trailing edge
Type of control signal	Amplitude modulation (AM)
Brand	SLC
Produced by	The Light Group







Scandinavian Lighting Concept
SLC1156

A

B

C

D

E


F

G

F

8

kWh/1000h



2019/2015

