



SLC BLOCKY Ø62 WH TED 2700K CRI90 IP54 24°

06/06/2024

3234518



Product description

SLC Design Blocky is a square recessed ceiling luminaire in contemporary Scandinavian design. Blocky has a distinctively clean look. Placed singly, it is suitable for highlighting a specific area and casts a square beam of light that looks good on a mat surface. Blocky will provide adequate yet energy-efficient illumination of private and commercial spaces when arranged in a row.

SLC Design Blocky is a square recessed ceiling luminaire in contemporary Scandinavian design. Blocky has a distinctively clean look. Placed singly, it is suitable for highlighting a specific area and casts a square beam of light that looks good on a mat surface. Blocky will provide adequate yet energy-efficient illumination of private and commercial spaces when arranged in a row. The 60 mm anti-glare edge reduces glare, and the light source is no longer visible from the side angles. With IP54 protection (below), it is also suitable for installation in ceilings of damp rooms.

- Dimmable (TED) driver included
- Recommended dimmer: SLC SmartOne (S24019)
- CRI >90 enhances vivid Colours in any environment
- Suitable for outdoor use
- Quick connection box with Loop-in / Loop-Out



Technical data

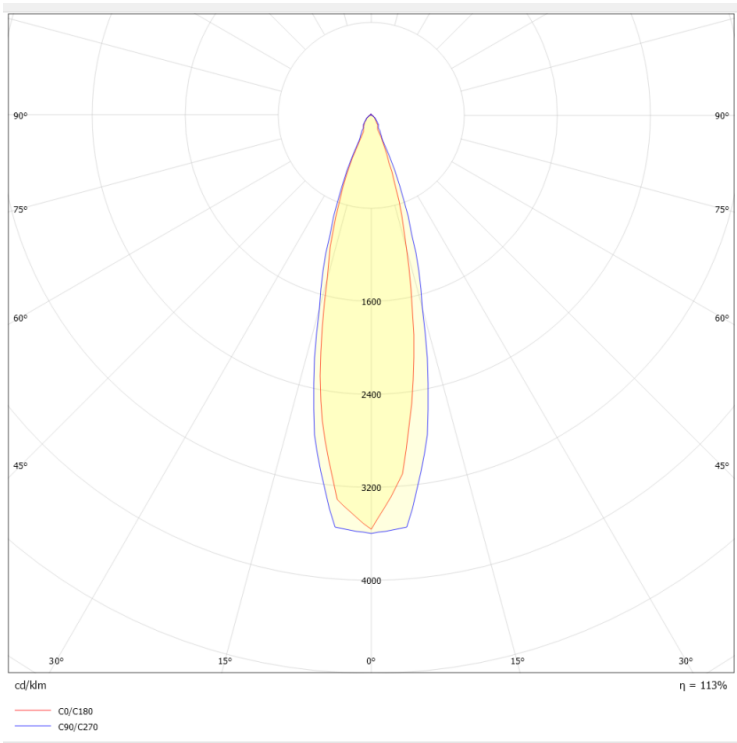
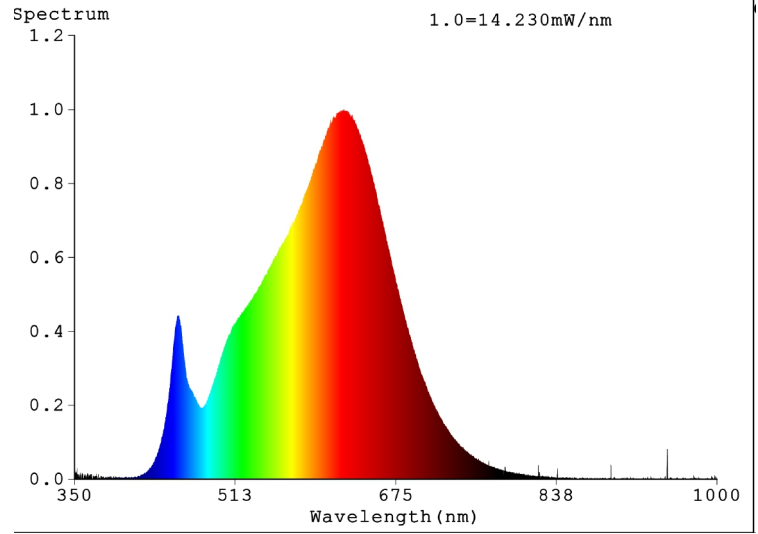
Suitable for built-in mounting	Yes
Suitable for ceiling mounting	Yes
Lamp type	LED not exchangeable
Housing material	Aluminium
Housing colour	White
Voltage type	AC
Nominal current	230 - 230 Milliampere
With control gear	Yes

Suitable for suspended mounting	No
Adjustability	Not adjustable
With light source	Yes
Surface protection	Powder coating
Material cover	Plastic, transparent
Nominal voltage	220 - 240 Volt
Type of control gear	LED operating device current-controlled
Dimming phase cut-off	Yes

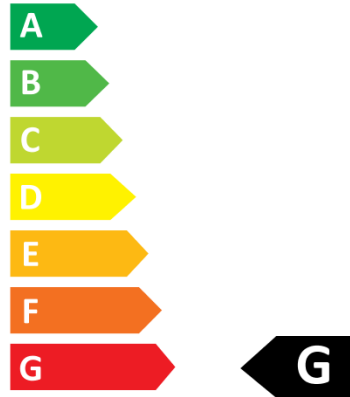


Reflector	High-gloss
Light sharing	Symmetric
Beam angle	Medium beam 21-40°
Energy efficiency class of the light source a	G
Degree of protection (IP)	IP54
Rated ambient temperature according to IEC	-10 - 45 Degrees celsius
Max. system power	10 Watt
Colour temperature	2700 - 2700 Kelvin
Luminous flux	553 - 553 Lumen
Power factor	0,95
Luminous flux adjustable	Continuously variable
Width	70 Millimetre
Length	70 Millimetre
Built-in width	62 Millimetre
Built-in length	62 Millimetre
Type of wiring	Suitable for through wiring
Conductor cross section	0,35 Square millimetre
Connection type	Push-in clamp
Suitable for workplace according to EN 1246	No
Colour consistency (McAdam ellipse)	SDCM3
Beam angle fixed	24
Control type	Trailing edge
GTIN	7070938054508

Light distributor	Reflector
Reflector colour	Silver
Light outlet	Direct
Rated life time L70/B50 at 25 °C	50000 Hour
Protection class	II
Suitable for lamp power	9 - 9 Watt
Colour of light	White
Colour rendering index CRI	90-100
Rated luminous flux according to IEC 62722-	560 Lumen
Colour of light adjustable	No
Beam angle adjustable	No
Height/depth	103 Millimetre
Outer diameter	70 Millimetre
Built-in height/depth	43 Millimetre
Built-in diameter	62 - 62 Millimetre
Number of poles	3
Connectable conductor cross section	0,75 - 2,5 Square millimetre
Luminaire efficacy	56 Lumen/Watt
Covering of the luminaire with thermally ins	No
Power factor	0,95
Operating temperature (Ta)	-10°C ~ +45°C
Brand	SLC
Produced by	The Light Group



Scandinavian Lighting Concept
3234518



11
kWh/1000h

