



SLC TUBO R62 BL 373TED 2700K CRI90 IP54 24°

14/03/2023

3234515



Product description

SLC Design Tubo appears in simple and clear shapes. With its contemporary Scandinavian design, it lends character to any room and at the same time it blends into most environments. Design follows function: Low glare due to the lowered edge of 60 mm. The light source is recessed and not visible from the side angles. Also suitable for use in damp rooms, such as bathrooms or spa areas (IP54).

SLC Design Tubo appears in simple and clear shapes. With its contemporary Scandinavian design, it lends character to any room and at the same time it blends into most environments. Design follows function: Low glare due to the lowered edge of 60 mm. The light source is recessed and not visible from the side angles. Also suitable for use in damp rooms, such as bathrooms or spa areas (IP54).

- Dimmable (TED) driver included
- Recommended dimmer: SLC SmartOne (S240)
- CRI >90 enhances vivid Colours in any environment
- Suitable for outdoor use
- Quick connection box with Loop-in / Loop-Out



Technical data

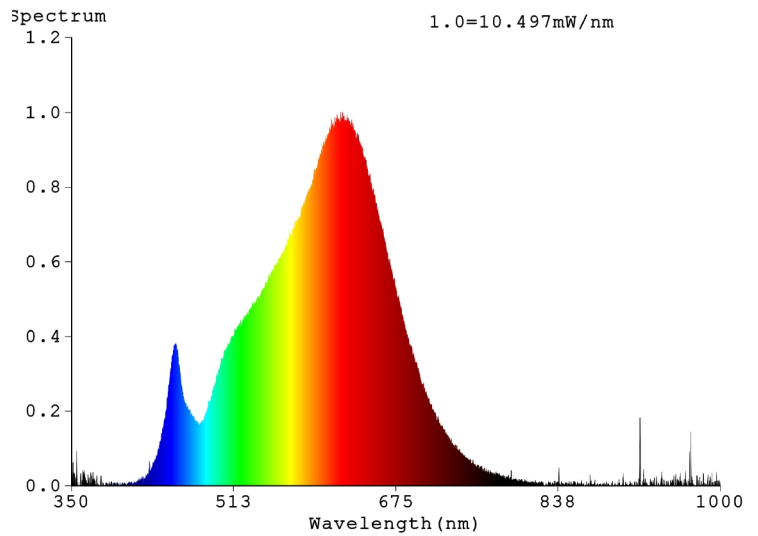
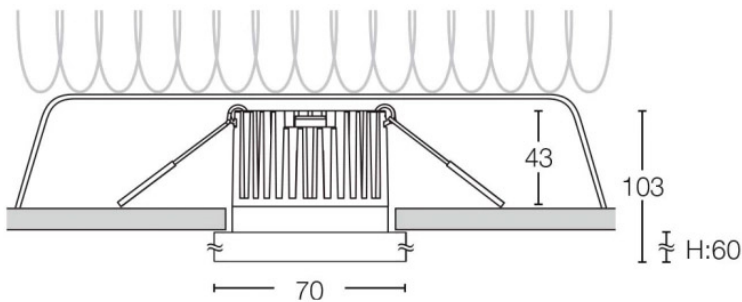
Suitable for built-in mounting	Yes	Suitable for suspended mounting	No
Suitable for ceiling mounting	Yes	Adjustability	Not adjustable
Lamp type	LED not exchangeable	With light source	Yes
Housing material	Aluminium	Surface protection	Powder coating
Housing colour	Black	Material cover	Plastic, transparent
Voltage type	AC/DC	Nominal voltage	220 - 240 Volt
Nominal current	230 - 230 Milliampere	Type of control gear	LED operating device current-controlled
With control gear	Yes	Dimming phase cut-off	Yes
Reflector	High-gloss	Light distributor	Reflector

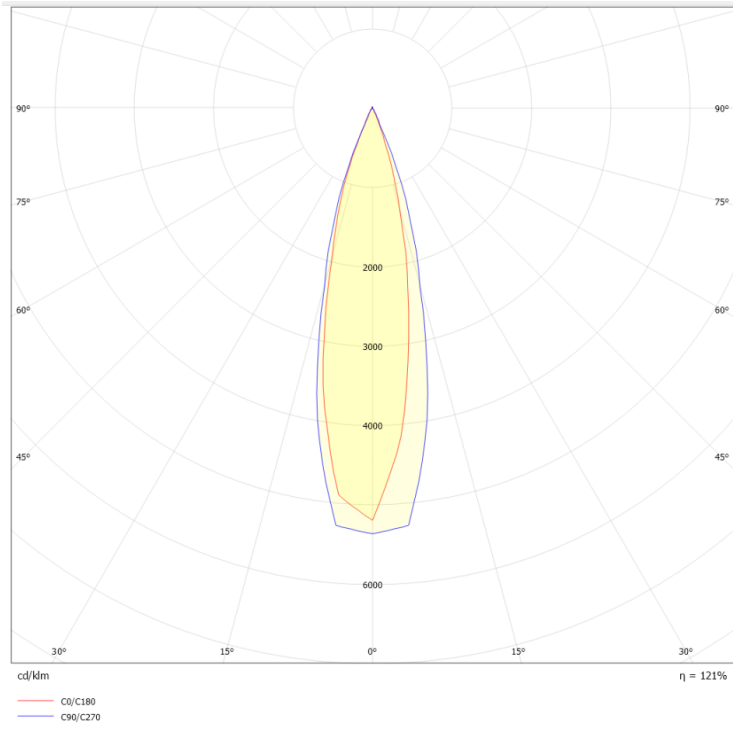




Light sharing	Symmetric
Beam angle	Medium beam 21-40°
Energy efficiency class of the light source a	G
Degree of protection (IP)	IP54
Rated ambient temperature according to IEC	-10 - 45 Degrees celsius
Max. system power	9 Watt
Colour temperature	2700 - 2700 Kelvin
Luminous flux	373 - 373 Lumen
Power factor	0,95
Luminous flux adjustable	Continuously variable
Width	70 Millimetre
Outer diameter	70 Millimetre
Built-in height/depth	43 Millimetre
Built-in diameter	62 - 62 Millimetre
Number of poles	3
Connectable conductor cross section	0,75 - 2,5 Square millimetre
Luminaire with limited surface temperature,	No
Suitable for workplace according to EN 1246	No
Colour consistency (McAdam ellipse)	SDCM3
Type of control signal	Amplitude modulation (AM)
GTIN	7070938054478
HS Code	94051040

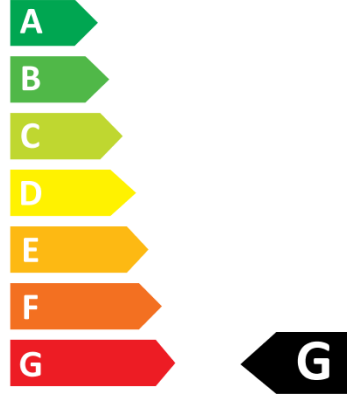
Reflector colour	Silver
Light outlet	Direct
Rated life time L70/B50 at 25 °C	50000 Hour
Protection class	II
Suitable for lamp power	9 - 9 Watt
Colour of light	White
Colour rendering index CRI	90-100
Rated luminous flux according to IEC 62722-	373 Lumen
Colour of light adjustable	No
Beam angle adjustable	No
Length	70 Millimetre
Built-in width	62 Millimetre
Built-in length	62 Millimetre
Type of wiring	Suitable for through wiring
Conductor cross section	0,35 Square millimetre
Connection type	Push-in clamp
Luminaire efficacy	39 Lumen/Watt
Covering of the luminaire with thermally ins	No
Dimming method	Trailing edge
Brand	SLC
Produced by	The Light Group
RAL Colour	RAL9005





Scandinavian Lighting Concept

3234515



11 kWh/1000h



2019/2015

