



SLC Allround 360° Black 2700K R83 639LM CRI>95 IP44

14/03/2023

3234443



Product description

The SLC Allround is a highly functional recessed ceiling luminaire, that can be used both indoors and outdoors. It can be rotated and tilted and allows individual adjustment of the light direction. Can be mounted directly in the insulation, all the way up to the moisture barrier. No installation box is required.

The SLC Allround is a highly functional recessed ceiling luminaire, that can be used both indoors and outdoors. It can be rotated and tilted and allows individual adjustment of the light direction. Can be mounted directly in the insulation, all the way up to the moisture barrier. No installation box is required.

- Dimmable (TED) driver included
- Recommended dimmer: SLC SmartOne (S24019)
- Good Colour rendering CRI >95
- Beautiful, smooth design
- Quick connection box with Loop-in / Loop-Out
- *No installation box required (TED)
- Can be used outdoors*
- Can be rotated 360° and tilted 30°



Technical data

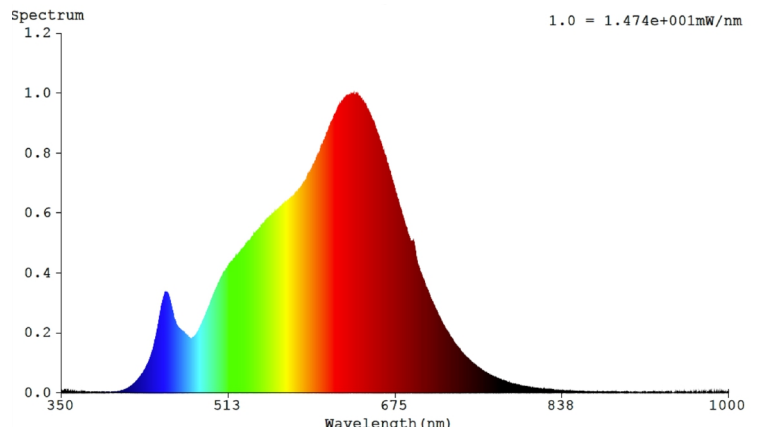
Suitable for built-in mounting	Yes
Suitable for ceiling mounting	Yes
Lamp type	LED not exchangeable
Housing material	Aluminium
Housing colour	Black
Voltage type	AC/DC
Nominal current	230 - 230 Milliampere
With control gear	Yes

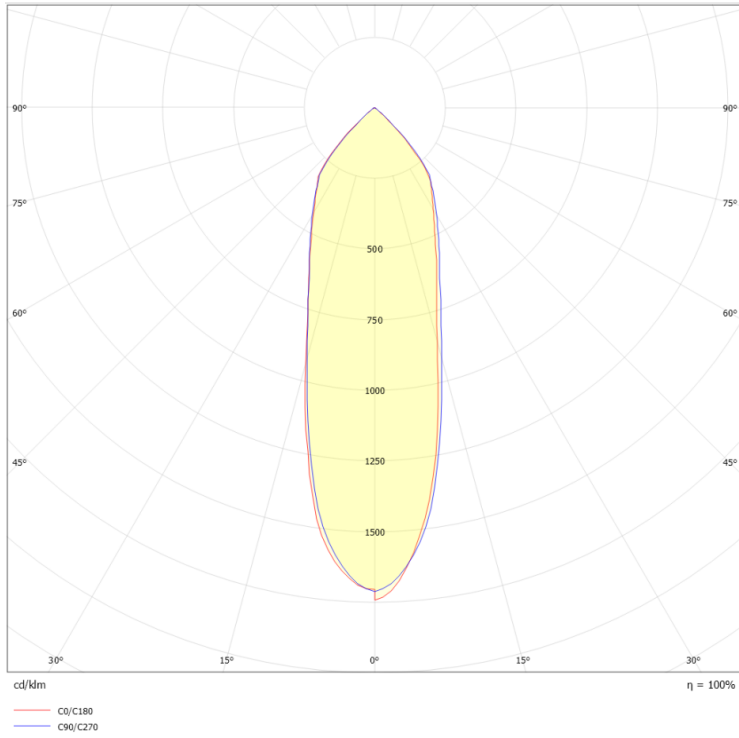
Suitable for suspended mounting	No
Adjustability	Rotating and swivelling
With light source	Yes
Surface protection	Powder coating
Material cover	Glass transparent
Nominal voltage	200 - 240 Volt
Type of control gear	Electronic transformer
Dimming phase cut-off	Yes



Reflector	High-gloss
Light sharing	Symmetric
Beam angle	Medium beam 21-40°
Energy efficiency class of the light source a	G
Protection class	II
Colour of light	White
Colour rendering index CRI	90-100
Rated luminous flux according to IEC 62722-	639 Lumen
Colour of light adjustable	No
Beam angle adjustable	No
Height/depth	44 Millimetre
Outer diameter	96 Millimetre
Built-in height/depth	40 Millimetre
Type of wiring	Suitable for through wiring
Conductor cross section	1,5 Square millimetre
Luminaire with limited surface temperature,	Yes
Colour rendering index (CRI/Ra)	95
Tilt-able (°)	30
Operating temperature	-20°C ~ +45°C
Dimming method	Trailing edge
Brand	SLC
HS Code	94051040

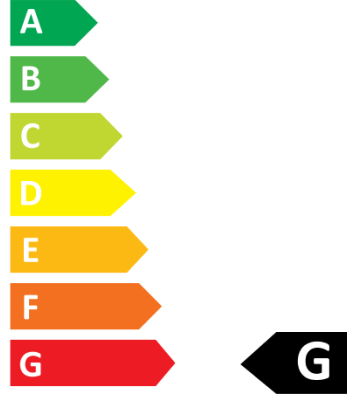
Light distributor	Reflector
Reflector colour	Silver
Light outlet	Direct
Degree of protection (IP)	IP44
Max. system power	10 Watt
Colour temperature	2700 - 2700 Kelvin
Luminous flux	639 - 639 Lumen
Power factor	0,95
Luminous flux adjustable	Continuously variable
Width	96 Millimetre
Length	96 Millimetre
Built-in width	83 Millimetre
Built-in diameter	83 - 83 Millimetre
Number of poles	2
Connection type	Push-in clamp
Colour consistency (McAdam ellipse)	SDCM3
Beam angle (°)	36
Rotate (°)	360
Can be installed directly into the insulation	Yes
Type of control signal	Amplitude modulation (AM)
GTIN	7070938054560
RAL Colour	RAL9005





Scandinavian Lighting Concept

3234443



10 kWh/1000h



2019/2015

