



SLC OnePro WH 3000K

03/06/2024

SLC1194



Product description

SLC OnePro Downlight - Extra powerful downlight with a high lumen package of up to 1200 lumens. Perfect for places where you need a lot of light. One PRO fits in holes of Ø68-75mm. It can be tilted 30° in one direction and has a low glare.

SLC OnePro Downlight - the perfect lighting solution for professional installations. With its high-lumen output, OnePro provides bright and powerful illumination while being conveniently small. It fits perfectly in Ø68-75mm holes and can be tilted up to 30° in one direction to direct light exactly where you need it.

OnePro also features a deep recessed LED-chip, providing a low-glare and comfortable lighting experience that's easy on the eyes. This downlight works excellently in all applications requiring more light than a traditional downlight. Our 5-year warranty ensures that the OnePro suits commercial and residential installations. The OnePro has a dimmable flicker-free driver that can be operated with any conventional trailing edge LED dimmer. DALI Driver is available on request.



Technical data

Suitable for built-in mounting	Yes
Adjustability	Rotatable
With light sensor	No
With light source	Yes
Surface protection	Powder coating
Material cover	Glass transparent
Voltage type	AC
Nominal current	300 - 300 Milliampere
With control gear	Yes
Dimming phase cut-off	Yes

Suitable for ceiling mounting	Yes
With movement sensor	No
Lamp type	LED not exchangeable
Housing material	Aluminium
Housing colour	White
Surface brushed	Yes
Nominal voltage	220 - 240 Volt
Type of control gear	LED operating device current-controlled
Dimming potentiometer (integrated)	Yes
Dimming phase cut-on	Yes

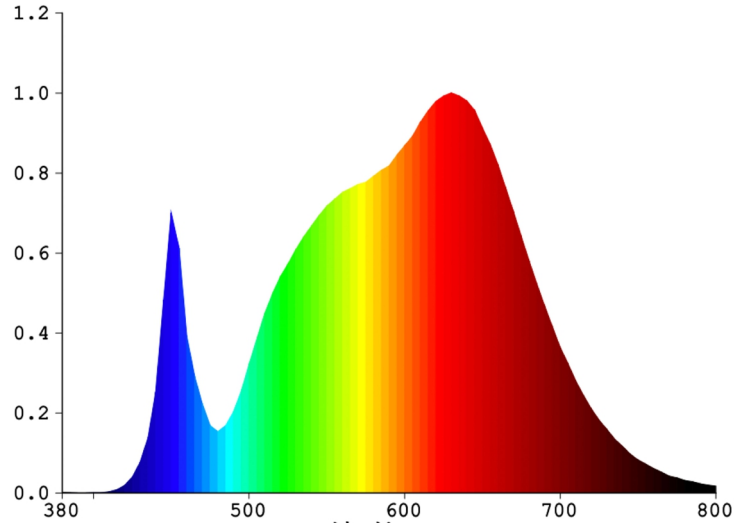
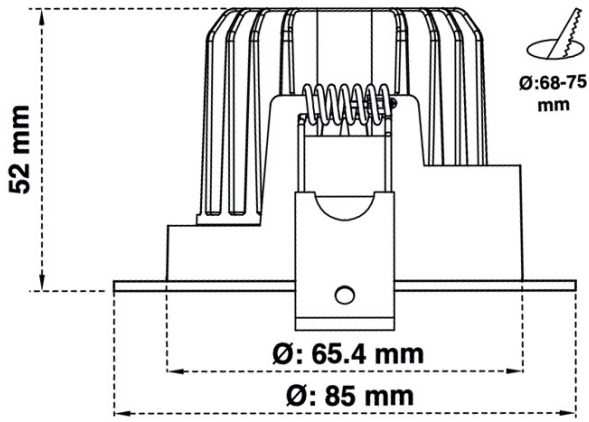





Dimming programmable	Yes
Light distributor	Reflector
Reflector colour	Silver
Light outlet	Direct
Total harmonic distortion	25
Lumen maintenance at median useful life of	93 Percentage
Lumen maintenance at median useful life of	83 Percentage
Failure rate at median useful life of 50,000 h	93 Percentage
Constant light output (CLO)	No
Degree of protection (NEMA)	2
Protection class	II
Suitable for lamp power	12 - 12 Watt
Colour of light	White
Colour rendering index CRI	90-100
Rated luminous flux according to IEC 62722-	1100 Lumen
Flickering value Pst LM	1
Luminous flux adjustable	Continuously variable
Stroboscope effect value SVM	0,4
Height/depth	52 Millimetre
Outer diameter	85 Millimetre
Built-in diameter	68 - 75 Millimetre
Number of poles	2
Connection type	Insulation displacement connector
Max. number of luminaires per miniature cir	56
Emergency power supply integrated	No
Photobiological safety according to EN 6247	RG1
Colour consistency (McAdam ellipse)	SDCM3
MAX. qty on 16A Circuit Breaker (Type C)	118
Color	White
Can be installed directly into the insulation	No
Brand	SLC
Produced by	The Light Group

Reflector	High-gloss
Light sharing	Symmetric
Beam angle	Medium beam 21-40°
Energy efficiency class of the light source a	G
Rated life time L70/B50 at 25 °C	100000 Hour
Lumen maintenance at median useful life of	91 Percentage
Failure rate at median useful life of 35,000 h	97 Percentage
Failure rate at median useful life of 100,000	80 Percentage
Degree of protection (IP)	IP44
Impact strength	IK02
Rated ambient temperature according to IEC	-20 - 45 Degrees celsius
Max. system power	12 Watt
Colour temperature	3000 - 3000 Kelvin
Luminous flux	1100 - 1100 Lumen
Power factor	0,9
Colour of light adjustable	No
Beam angle adjustable	No
Width	85 Millimetre
Length	85 Millimetre
Built-in height/depth	52 Millimetre
Type of wiring	Suitable for through wiring
Connectable conductor cross section	0,75 - 1,5 Square millimetre
Luminaire with limited surface temperature,	Yes
Max. number of luminaires per miniature cir	118
Luminaire efficacy	92 Lumen/Watt
Suitable for workplace according to EN 1246	Yes
Unified Glare Ratio (UGR)	22
Beam angle fixed	40
Operating temperature (Ta)	-20°C ~ +45°C
Control type	Trailing edge
GTIN	7070938069892





Scandinavian Lighting Concept
SLC1194



12
kWh/1000h

