



## SLC OWI Ø62 BL TED 3000K CRI90 IP54 36°

06/06/2024

3234504



### Product description

The SLC Design OWI recessed luminaire is small but strong in expression. It impresses with its contemporary Scandinavian design. The minimalist round edge gives OWI character and reduces glare simultaneously. OWI provides the room with a warm and calm atmosphere. Ideal for modern furnishing of living and business spaces, offices and corridors. It can also be installed in damp rooms such as bathrooms (IP54).

The SLC Design OWI recessed luminaire is small, but strong in expression. It impresses with its contemporary Scandinavian design. The minimalist round edge gives OWI character and reduces glare at the same time. OWI gives the room a warm and calm atmosphere. Ideal for contemporary furnishing of living and business spaces, offices and corridors. It can also be installed in damp rooms such as bathrooms (IP54).

- Dimmable (TED) driver included
- Recommended dimmer: SLC SmartOne (S24019)
- CRI >90 enhances vivid Colours in any environment
- Suitable for outdoor use
- Quick connection box with Loop-in / Loop-Out



### Technical data

Suitable for built-in mounting	Yes	Suitable for suspended mounting	No
Suitable for ceiling mounting	Yes	Adjustability	Not adjustable
Lamp type	LED not exchangeable	With light source	Yes
Housing material	Aluminium	Surface protection	Powder coating
Housing colour	Black	Material cover	Plastic, transparent
Surface brushed	No	Voltage type	AC
Nominal voltage	220 - 240 Volt	Nominal current	230 - 230 Milliampere
Type of control gear	LED operating device current-controlled	With control gear	Yes
Dimming phase cut-off	Yes	Reflector	High-gloss





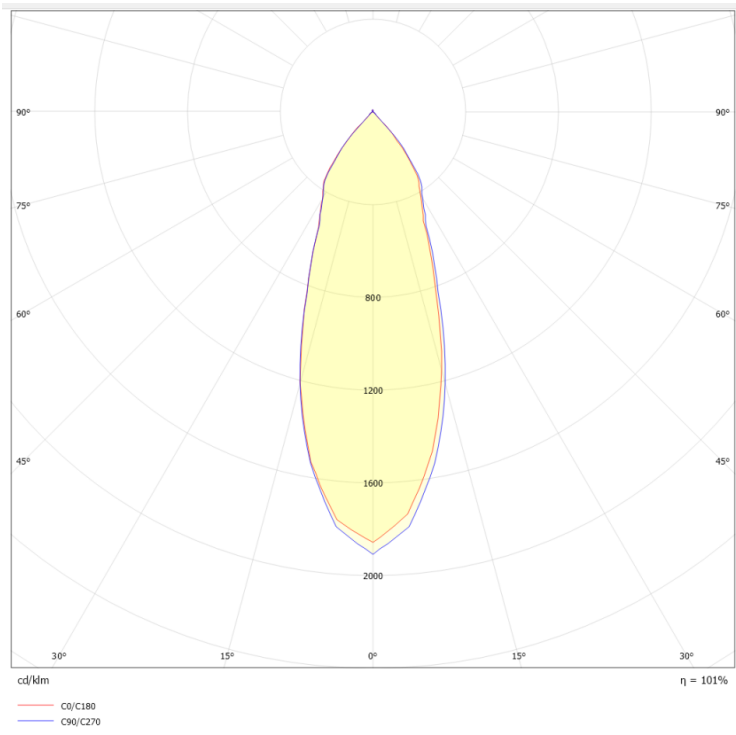
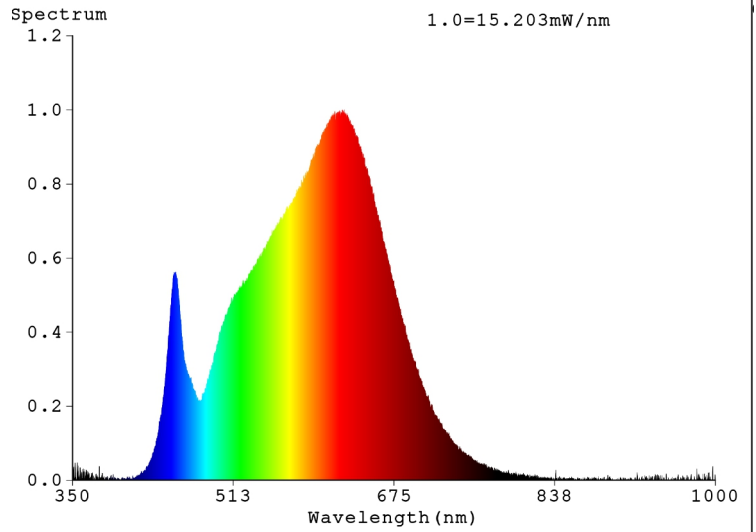
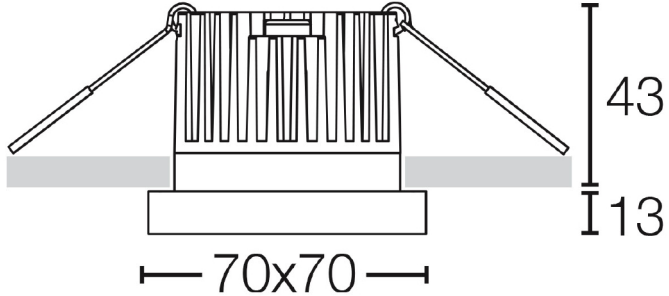
Light distributor	Reflector
Reflector colour	Silver
Light outlet	Direct
Rated life time L70/B50 at 25 °C	50000 Hour
Protection class	II
Suitable for lamp power	9 - 9 Watt
Colour of light	White
Colour rendering index CRI	90-100
Rated luminous flux according to IEC 62722-	840 Lumen
Colour of light adjustable	No
Beam angle adjustable	No
Height/depth	53 Millimetre
Outer diameter	70 Millimetre
Built-in height/depth	43 Millimetre
Built-in diameter	62 - 62 Millimetre
Number of poles	3
Connectable conductor cross section	0,75 - 2,5 Square millimetre
Luminaire with limited surface temperature,	No
Suitable for workplace according to EN 1246	No
Colour consistency (McAdam ellipse)	SDCM3
Beam angle fixed	36
Control type	Trailing edge
GTIN	7070938054362

Light sharing	Symmetric
Beam angle	Medium beam 21-40°
Energy efficiency class of the light source a	G
Degree of protection (IP)	IP54
Rated ambient temperature according to IEC	-10 - 45 Degrees celsius
Max. system power	10 Watt
Colour temperature	3000 - 3000 Kelvin
Luminous flux	710 - 710 Lumen
Power factor	0,95
Luminous flux adjustable	Continuously variable
Width	70 Millimetre
Length	70 Millimetre
Built-in width	62 Millimetre
Built-in length	62 Millimetre
Type of wiring	Suitable for through wiring
Conductor cross section	0,35 Square millimetre
Connection type	Push-in clamp
Luminaire efficacy	84 Lumen/Watt
Covering of the luminaire with thermally ins	No
Power factor	0,95
Operating temperature (Ta)	-10°C ~ +45°C
Brand	SLC
Produced by	The Light Group

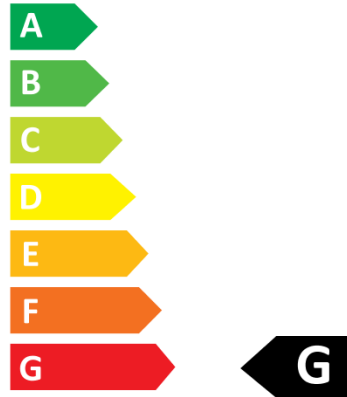




Ø: 62 mm



Scandinavian Lighting Concept  
3234504



11  
kWh/1000h

